

Accessories

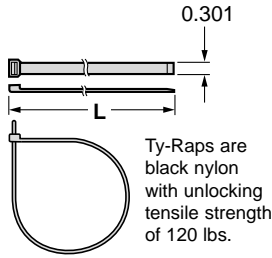


NO NEED TO SEARCH FOR THE CORRECT ACCESSORY MODEL!

When the Gleason festoon computer program selects a system, you simply indicate which accessories you desire and the correct model number will be selected for you and identified on the OUTPUT page.

These pages provide support data.

**ALL DIMENSIONS IN INCHES
UNLESS OTHERWISE INDICATED.**

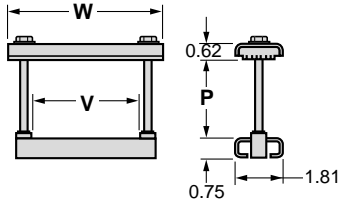


Ty-Raps

MODEL NUMBER	BUNDLE RANGE	LENGTH L
TY - 08	0.19 - 2.00	8.00
TY - 13	0.19 - 3.50	13.88
TY - 30	1.50 - 9.00	30.00

Cable Clamps

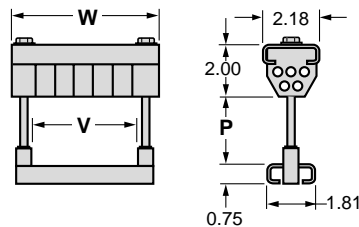
FLAT CLAMP DESIGN SERIES I110 & I115



MODEL NUMBER	WINDOW V	WIDTH W
CL-F01-□-Z	1.88	3.75
CL-F02-□-Z	2.62	4.50
CL-F05-□-Z	5.00	6.88
CL-F06-□-Z	6.56	8.44
CL-F08-□-Z	8.56	10.44

May be supplied with stainless steel hardware.
Substitute "S" for "Z" in model numbers above.

PKG HGT CODE □	PKG HGT RANGE P
1	0.00 - 1.27
2	1.28 - 1.77
3	1.78 - 2.27
4	2.28 - 2.77
5	2.78 - 3.27
6	3.28 - 3.77
7	3.78 - 4.27
8	4.28 - 4.77



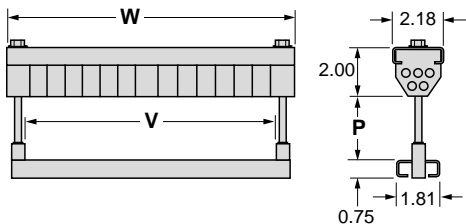
MIXED CLAMP DESIGN SERIES I120, I130, I152 & I162

MODEL NUMBER	WINDOW V	WIDTH W
CL-M01-□-Z	1.88	3.75
CL-M02-□-Z	2.62	4.50
CL-M05-□-Z	5.00	6.88
CL-M06-□-Z	6.56	8.44
CL-M08-□-Z	8.56	10.44

May be supplied with stainless steel hardware.
Substitute "S" for "Z" in model numbers above.

Code is substituted for □
to complete model number.

PKG HGT CODE □	PKG HGT RANGE P
1	0.00 - 0.89
2	0.90 - 1.39
3	1.40 - 1.89
4	1.90 - 2.39
5	2.40 - 2.89



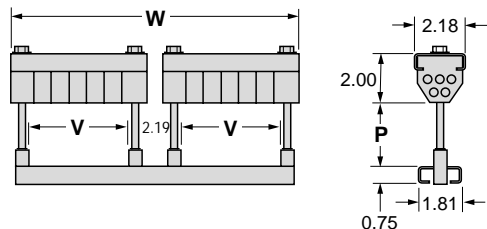
Cable Clamps

SINGLE CLAMP DESIGN

MODEL NUMBER	WINDOW V	WIDTH W
CL-S09-□-Z	9.06	10.94
CL-S12-□-Z	12.69	14.56

May be supplied with stainless steel hardware.
Substitute "S" for "Z" in model numbers above.

PKG HGT CODE □	PKG HGT RANGE P
1	0.00 - 0.89
2	0.90 - 1.39
3	1.40 - 1.89
4	1.90 - 2.39
5	2.40 - 2.89
6	2.90 - 3.39



DUAL CLAMP DESIGN

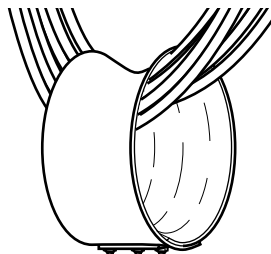
MODEL NUMBER	WINDOW V	WIDTH W
CL-D07-□-Z	7.88	19.81
CL-D12-□-Z	12.69	29.44

May be supplied with stainless steel hardware.
Substitute "S" for "Z" in model numbers above.

Code applies to both single and double clamps.
Substitute code for □ to complete model number.

Cable Loop Organizer

Controls cables during high speed festoon operation, limiting cable slap and loop swings. Consists of a loop of high strength rubber formed in a concave shape to match the bottom of the cable loops. One organizer is required for each loop in the system.

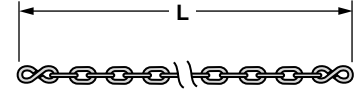


MODEL NUMBER	NOMINAL I.D.
CLO-01	9"
CLO-02	6"

Series I110 Tow Chain

MODEL NUMBER	HARDWARE OPTION
TC - □□.□ - Z	Zinc Plated Steel
TC - □□.□ - S	Stainless Steel

Tow Chains are straight-link No. 2/0 machine chain with zinc plate finish. Standard hardware is zinc plated steel. Load limit is 350 lbs.

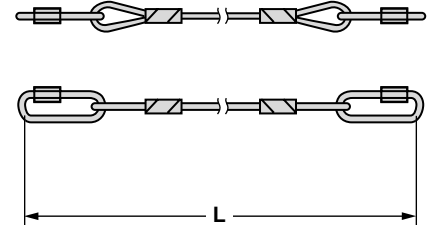


Substitute desired length in FEET for "□□.□" to complete Model Number. Round up in half-foot increments.

Series I115, I120, I130, I152, I162 Tow Rope

MODEL NUMBER	HARDWARE OPTION
TR - □□.□ - Z	Zinc Plated Steel
TR - □□.□ - S	Stainless Steel

Tow Ropes are 0.25/0.31 inch vinyl-coated wire rope. Standard hardware is zinc-plated steel. Load limit is 2750 lbs.

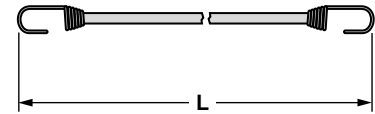


Substitute desired length in FEET for "□□.□" to complete Model Number. Round up in half-foot increments.

Series I115, I120, I130, I152, I162 Shock Cord

MODEL NUMBER
SC - □□.□

Shock cords are made of elastomeric material, lengths suited to specific application.



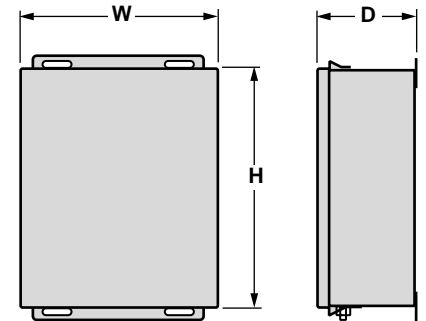
Substitute desired length in FEET for "□□.□" to complete Model Number. Round up in half-foot increments.

Junction Box WALL AND RAIL MOUNTED

MODEL NUMBER	RATING
JB - 03 - □ - W	NEMA 3
JB - 04 - □ - W	NEMA 4
JB - 4X - □ - W	NEMA 4X
JB - 12 - □ - W	NEMA 12
JB - 13 - □ - W	NEMA 13

CODE □	HEIGHT D	WIDTH W	DEPTH G
10	10.00	8.00	4.00
12	12.00	10.00	5.00
14	14.00	12.00	6.00
16	16.00	14.00	6.00

Substitute code above for "□" to complete Model Number.

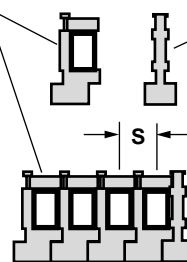


Substitute "S" for "W" in model number above for Rail Mounted junction box.

Terminal Blocks

MODEL NUMBER	S	MAX RATED AMPERES	FOR AWG SIZES
TB - 050	0.38	50	#24 thru #10
TB - 090	0.56	90	#8 thru #6
TB - 155	0.75	155	#4 thru #2
TB - 270	1.19	270	#1 thru #3/0

Ampere ratings above are general guidelines. Consult NEC for specific data.



End Sections

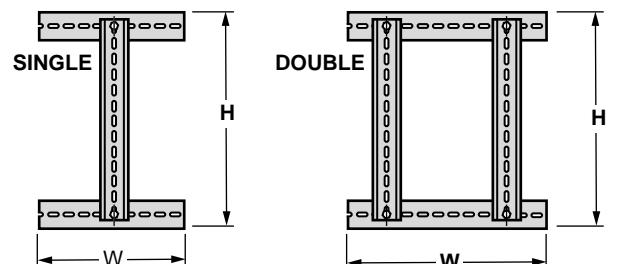
MODEL NUMBER
TE - 050
TE - 090
TE - 155
TE - 270

Terminal Track Assembly

MODEL NUMBER	STYLE
TT - □ - S	Single
TT - □ - D	Double

CODE □	HEIGHT D	WIDTH W
10	9.44	7.00
12	11.44	9.00
14	13.44	11.00
16	15.44	13.00

Substitute code above for "□" to complete Model Number.



Tracks mount in junction boxes and hold terminal blocks.

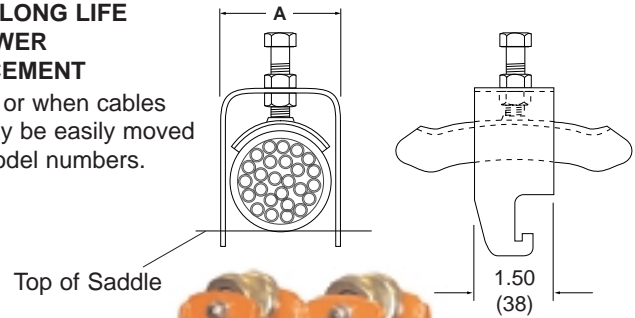
Accessories and Options for I152 & I162 only

Stainless Steel Cable Clips

- STAINLESS STEEL FOR LONG LIFE
- GREATER HOLDING POWER
- EASIER CABLE REPLACEMENT

Use of Cable Clips is recommended whenever there is high speed travel or when cables vary a great deal in size. Clips hook securely into saddle groove and may be easily moved to adjust cable spacing. To order clips, replace **S** or **D** with **C** in trolley model numbers.

MODEL NUMBER	CABLE DIAMETER		WIDTH "A"	
	in.	mm	in.	mm
CLP-01	0.50-0.75	(13-19)	0.97	(25)
CLP-02	0.75-1.00	(19-25)	1.28	(33)
CLP-03	1.00-1.25	(25-32)	1.47	(37)
CLP-04	1.25-1.50	(32-38)	1.72	(44)
CLP-05	1.50-1.75	(38-44)	1.97	(50)
CLP-06	1.75-2.12	(44-54)	2.35	(60)



Top of Saddle

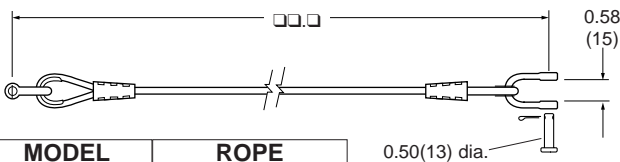


I152-C

Heavy Duty Trolley with Cable/Hose Clips

Heavy Duty Tow Ropes

Vinyl coated .38/.44" wire rope.
Heavy duty steel shackles included.

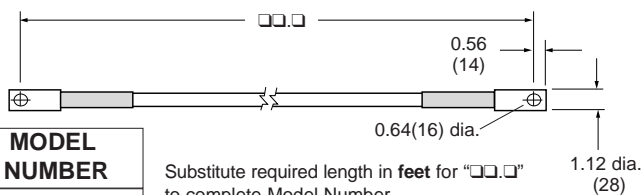


MODEL NUMBER	ROPE MATERIAL
TRH-□□.□-Z	Galvanized steel
TRH-□□.□-S	Stainless steel

Substitute required length in **feet** for "□□.□" to complete Model Number. Round **up** to nearest half foot.

Heavy Duty Shock Cords

Designed specifically to survive the rigors of high speed container crane applications. Industrial grade 5/8" elastomeric cords with stainless steel ends fasten to posts on trolleys.

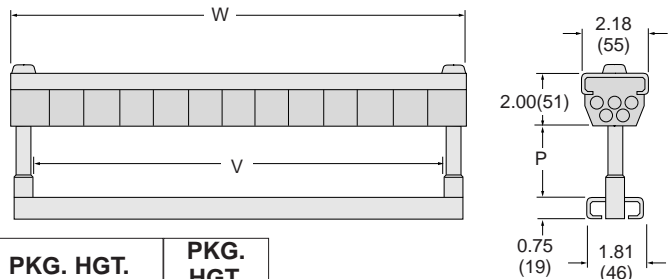


MODEL NUMBER
SCH-□□.□

Substitute required length in **feet** for "□□.□" to complete Model Number. Round **up** to nearest half foot.

Single Loop Clamps

Clamping pads are neoprene. Standard hardware is zinc plated steel. Finish is orange polyester powder.



PKG. HGT. RANGE "P"	PKG. HGT. CODE □
0.45-0.95 (11-24)	1
0.65-1.15 (17-29)	2
1.04-1.54 (26-39)	3
1.44-1.94 (37-49)	4
1.83-2.33 (46-59)	5
2.22-2.72 (56-69)	6
2.70-3.51 (69-89)	7

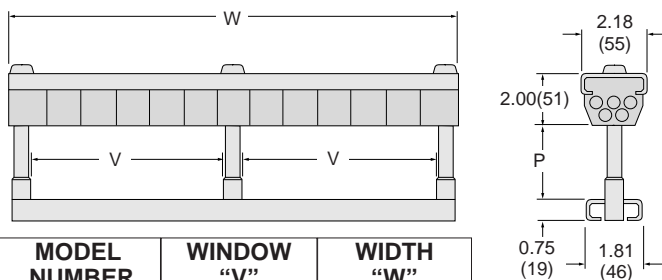
MODEL NUMBER	WINDOW "V"	WIDTH "W"
CLH-S09-□-Z	9.18 (233)	11.06 (281)
CLH-S12-□-Z	12.81 (325)	14.68 (373)

May be supplied with stainless steel hardware. Substitute "S" for "Z" in model numbers above.

Package Height (o.d. of largest cable) Code is substituted for □ to complete model number. Table also applies to Double Clamps, left.

Dual Loop Clamps

Clamping pads are neoprene. Standard hardware is zinc plated steel. Finish is orange polyester powder.



MODEL NUMBER	WINDOW "V"	WIDTH "W"
CLH-D07-□-Z	8.78 (223)	20.06 (510)
CLH-D10-□-Z	11.06 (277)	24.62 (625)
CLH-D12-□-Z	13.83 (351)	30.17 (766)

See PACKAGE HEIGHT CODE table above for "P".

Stainless steel hardware optional. Substitute "S" for "Z" in model numbers above.

Bar Cable Loop Clamps

One half inch thick aluminum bars, custom milled to your requirements. Rounded edges reduce cable wear. Stainless steel fasteners. Consult factory for more information.

