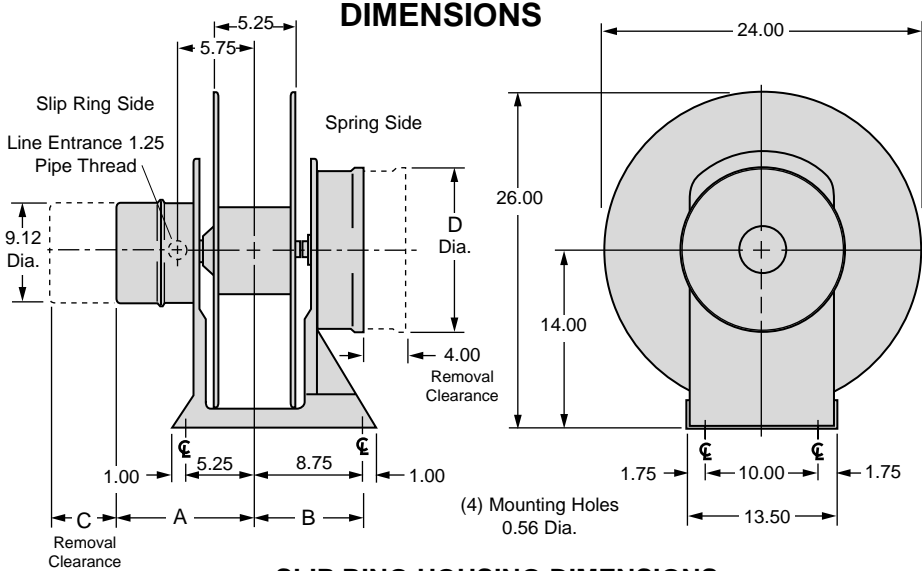


# S24 DIRECT DRIVE

## Dimensional Data & Optional Accessories

### DIMENSIONS



Cable payout, as pictured above, denotes reverse rotation.

### SLIP RING HOUSING DIMENSIONS

Second Series of Digits in Model Number

23	63	212	103	143	203	303
33	83	220	123	163	243	363
43	27	320	312	412		
	37	420				
	47					
"A" Dimension-Inches	15.00	17.50	20.00	22.50	27.50	35.50
"C" Dimension-Inches	8.50	11.00	13.50	16.00	21.00	29.00

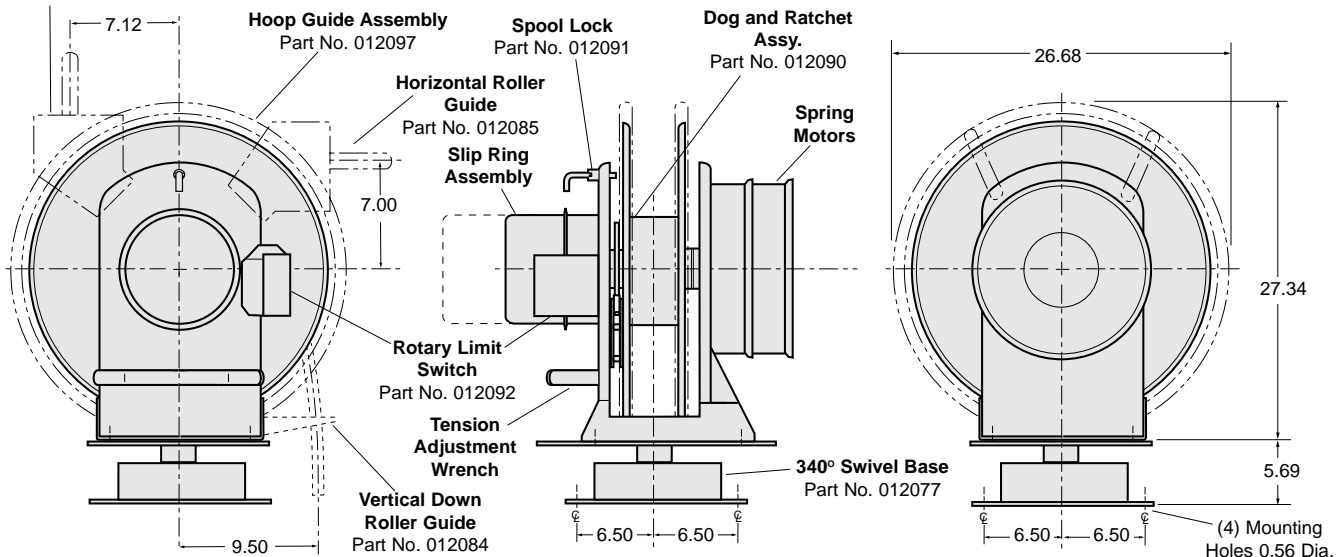
### SPRING MOTOR DIMENSIONS CON'T

MODEL NUMBER	S24621	S24622	S24623	S24624	S24751	S24752	S24753	S24801	S24802	S24803	S24804	S241001	S241002
"B" Dimension in Inches	7.62	10.25	12.88	15.50	7.62	10.25	12.88	7.62	10.25	12.88	15.50	8.50	11.88
"D" Diameter in Inches	14.38	14.38	14.38	14.38	10.56	10.56	10.56	14.38	14.38	14.38	14.38	14.38	14.38
Approximate Net Weight of Reel with Spring Motor(s)	150	200	250	300	135	185	235	165	220	275	330	175	235

## OPTIONAL ACCESSORIES

Vertical Roller Guide  
Part No. 012085


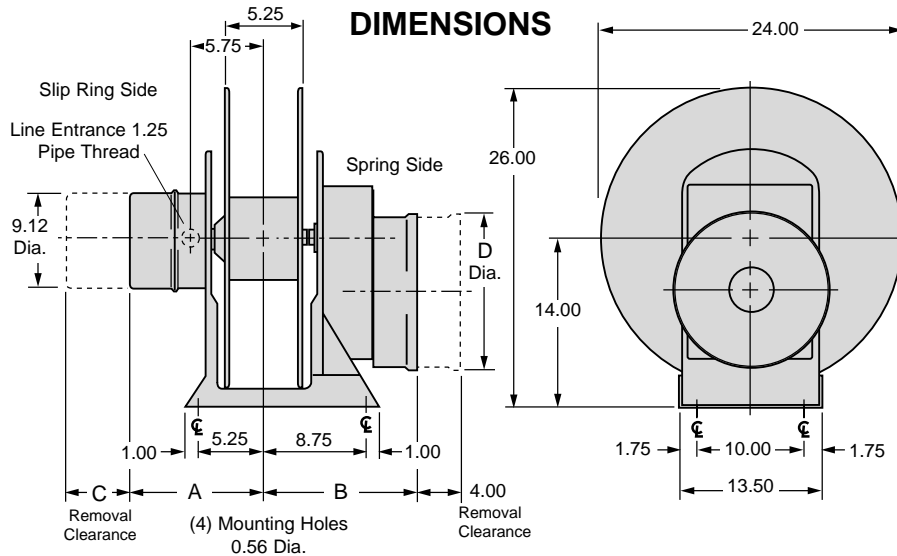
If Hoop Guides are used, optional Roller Guides may be found on page 16.



# S24

# GEARED DRIVE

## Dimensional Data & Optional Accessories



Cable payout, as pictured above, denotes standard rotation.

NOTE: Above illustration includes some of the optional accessories described below.

### SLIP RING HOUSING DIMENSIONS

Second Series of Digits in Model Number

23	63	103	163	
33	83	123		
43	27	37	47	
"A" Dimension in Inches	15.00	17.50	20.00	22.50
"C" Dimension in Inches	8.50	11.00	13.50	16.00

### SPRING MOTOR DIMENSIONS

MODEL NUMBER	S24801	S24802	S24803	S24804	S241001	S241002
"B" Dimension in Inches	12.62	15.25	17.88	20.50	13.50	16.88
"D" Diameter in Inches	14.38	14.38	14.38	14.38	14.38	14.38
Approximate Net Weight of Reel with Spring Motor(s)	190 lbs.	245 lbs.	300 lbs.	355 lbs.	200 lbs.	260 lbs.

## OPTIONAL ACCESSORIES

Vertical Roller Guide  
Part No. 012085

If Hoop Guides are used, optional Roller Guides may be found on page 16.

