

Dimensional Data

Dimensions in inches (mm) unless otherwise noted.

C14 Cable-Master

Dimensions A & B

Slip Ring Enclosure—C14 Reels

WIRE SIZE CODE*	SLIP RING POLES**	A	B
A, B, C, D	1 - 4	4.50 (114)	5.69 (145)
A, B, C, D	5 - 8	6.00 (152)	7.19 (183)
A, B, C, D	9 - 12	7.50 (191)	8.69 (221)
E, F	1 - 4	6.00 (152)	7.19 (183)

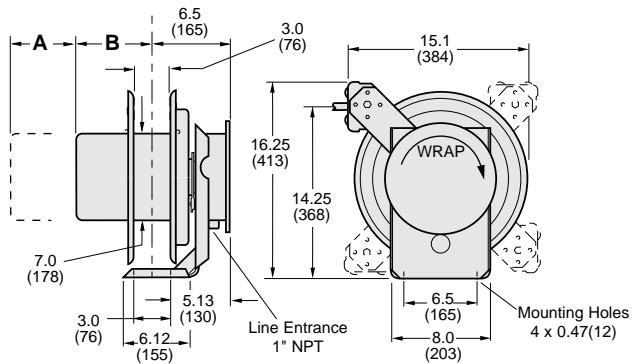
Reel Weight

Less Cable

Example:

C14 - A03 - C 1103

REEL MODEL	WEIGHT lbs	WEIGHT (kg)
C14 - A	40	(18)
C14 - B	42	(19)
C14 - C	47	(21)



C16 Cable-Master

Dimensions A & B

Slip Ring Enclosure—C16 Reels

WIRE SIZE CODE*	SLIP RING POLES**	A	B
A, B, C, D	1 - 4	4.50 (114)	5.94 (151)
A, B, C, D	5 - 8	6.00 (152)	7.44 (189)
A, B, C, D	9 - 12	7.50 (191)	8.94 (227)
E, F	1 - 4	6.00 (152)	7.44 (189)

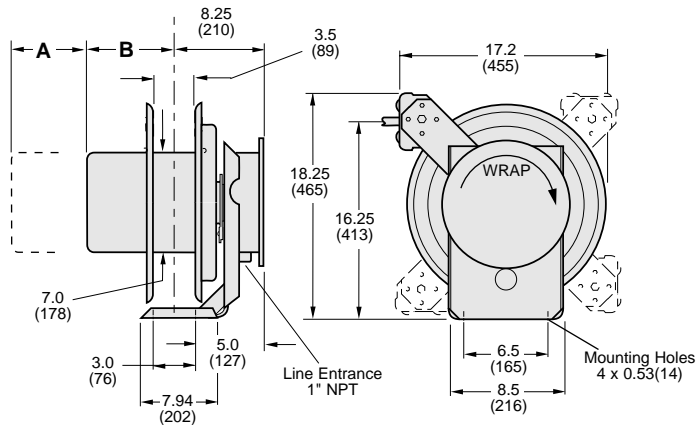
Reel Weight

Less Cable

Example:

C16 - A03 - J 1105

REEL MODEL	WEIGHT lbs	WEIGHT (kg)
C16 - D	78	(35)
C16 - E	59	(27)
C16 - G	65	(29)
C16 - H	68	(31)
C16 - J	75	(34)
C16 - K	75	(34)



C19 Cable-Master

Dimensions A & B

Slip Ring Enclosure—C19 Reels

WIRE SIZE CODE*	SLIP RING POLES**	A	B
A, B, C, D	1 - 4	3.25 (83)	5.44 (138)
A, B, C, D	5 - 8	4.50 (114)	6.69 (170)
A, B, C, D	9 - 12	6.00 (152)	8.19 (208)
E, F	1 - 4	4.50 (114)	6.69 (170)

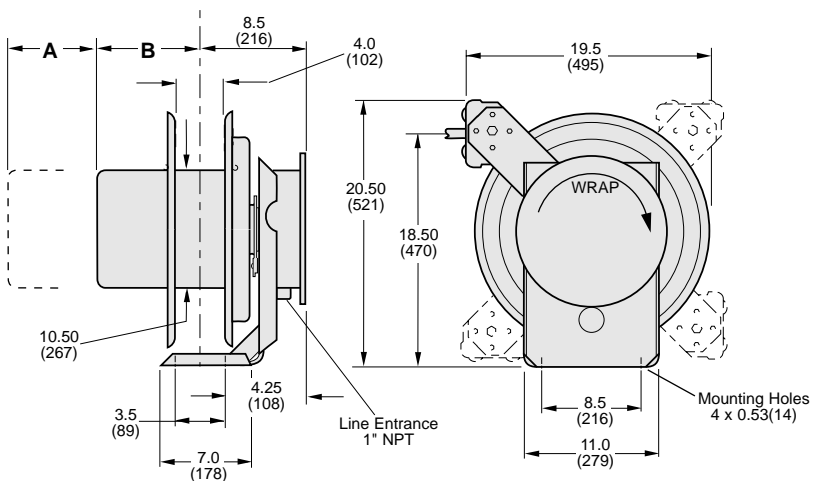
Reel Weight

Less Cable

Example:

C19 - A08 - D 1102

REEL MODEL	WEIGHT lbs	WEIGHT (kg)
C19 - D	89	(40)
C19 - E	70	(32)
C19 - G	73	(33)
C19 - H	78	(35)
C19 - J	86	(39)
C19 - K	76	(34)



* Wire size code is located in model number.

Example: C16 - A03 - F1105 (A - F possible)

** Number of slip ring poles is located in model number.

Example: C16 - A03 - F1105 (01 - 12 possible)